



TENSION BAND

REGULAR

| SOURCE # | SIZE | PRICE/Ea. |
|----------|--------|-----------|
| MH-10101 | 1 3/8" | .15 |
| MH-10102 | 1 5/8" | .17 |
| MH-10103 | 1 7/8" | .18 |
| MH-10104 | 2 3/8" | .20 |
| MH-10105 | 2 7/8" | .25 |
| MH-10107 | 3 1/2" | .52 |
| MH-10108 | 4" | .53 |
| MH-10109 | 4 1/2" | .78 |

HEAVY

| SOURCE # | SIZE | PRICE/Ea. |
|----------|--------|-----------|
| MH-10202 | 1 5/8" | .50 |
| MH-10203 | 1 7/8" | .50 |
| MH-10204 | 2 3/8" | .58 |
| MH-10205 | 2 7/8" | .63 |
| MH-10207 | 3 1/2" | .89 |
| MH-10208 | 4" | .91 |
| MH-10209 | 4 1/2" | 1.06 |
| MH-10210 | 6 5/8" | 1.88 |
| MH-10211 | 8 5/8" | 2.24 |



BRACE BAND

REGULAR

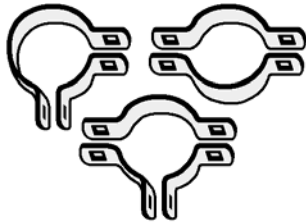
| SOURCE # | SIZE | PRICE/Ea. |
|----------|--------|-----------|
| MH-10301 | 1 3/8" | .19 |
| MH-10302 | 1 5/8" | .21 |
| MH-10303 | 1 7/8" | .23 |
| MH-10304 | 2 3/8" | .25 |
| MH-10305 | 2 7/8" | .30 |
| MH-10307 | 3 1/2" | .64 |
| MH-10308 | 4" | .66 |
| MH-10309 | 4 1/2" | .92 |



HEAVY

| SOURCE # | SIZE | PRICE/Ea. |
|----------|--------|-----------|
| MH-10402 | 1 5/8" | .60 |
| MH-10403 | 1 7/8" | .53 |
| MH-10404 | 2 3/8" | .58 |
| MH-10405 | 2 7/8" | .63 |
| MH-10407 | 3 1/2" | .96 |
| MH-10408 | 4" | 1.05 |
| MH-10409 | 4 1/2" | 1.30 |
| MH-10410 | 6 5/8" | 1.83 |
| MH-10411 | 8 5/8" | 2.58 |





BRACE BAND

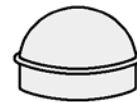
2 AND 3 WAY

| SOURCE # | SIZE | PRICE/Ea. |
|----------|-----------------------|-----------|
| MH-10310 | 1 7/8" 2-WAY 90 DEG. | 1.01 |
| MH-10311 | 1 7/8" 2-WAY 180 DEG. | .67 |
| MH-10313 | 2 3/8" 2-WAY 90 DEG. | 1.52 |
| MH-10314 | 2 3/8" 2-WAY 180 DEG. | 1.56 |
| MH-10320 | 2 7/8" 2-WAY 180 DEG. | 2.25 |

CAP

DIE-CAST ALUMINUM DOME

| SOURCE # | SIZE | PRICE/Ea. |
|----------|--------|-----------|
| MH-11301 | 1 3/8" | .28 |
| MH-11302 | 1 5/8" | .31 |
| MH-11303 | 1 7/8" | .38 |
| MH-11304 | 2 3/8" | .54 |
| MH-11315 | 2 7/8" | .75 |
| MH-11317 | 4" | 1.64 |
| MH-11319 | 6 5/8" | 4.08 |



SAND-CAST ALUMINUM DOME

| SOURCE # | SIZE | PRICE/Ea. |
|----------|--------|-----------|
| MH-11507 | 3 1/2" | 3.18 |
| MH-11508 | 4" | 4.05 |
| MH-11509 | 4 1/2" | 4.50 |
| MH-11510 | 6 5/8" | 12.77 |

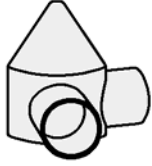
PRESSED STEEL

| SOURCE # | SIZE | PRICE/Ea. |
|----------|--------|-----------|
| MH-11601 | 1 3/8" | .90 |
| MH-11602 | 1 5/8" | .69 |
| MH-11603 | 1 7/8" | .79 |
| MH-11604 | 2 3/8" | .99 |
| MH-11605 | 2 7/8" | 1.34 |
| MH-11608 | 4" | 2.38 |
| MH-11610 | 6 5/8" | 12.16 |



SEMI-STEEL

| SOURCE # | SIZE | PRICE/Ea. |
|----------|--------|-----------|
| MH-11810 | 6 5/8" | 9.34 |
| MH-11811 | 8 5/8" | 19.36 |



BULLET CAP

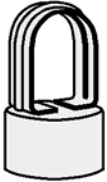
ALUMINUM

| SOURCE # | SIZE | PRICE/Ea. |
|----------|---------------------------------|-----------|
| MH-11350 | 1 7/8" NO-WAY DIE-CAST ALUMINUM | .90 |
| MH-11351 | 1 7/8" 1-WAY DIE-CAST ALUMINUM | 1.07 |
| MH-11352 | 1 7/8" 2-WAY DIE-CAST ALUMINUM | 1.07 |
| MH-11360 | 2 3/8" NO-WAY DIE-CAST ALUMINUM | .93 |
| MH-11361 | 2 3/8" 1-WAY DIE-CAST ALUMINUM | 1.02 |
| MH-11362 | 2 3/8" 2-WAY DIE-CAST ALUMINUM | 1.13 |

EYE-TOP

DIE-CAST ALUMINUM

| SOURCE # | SIZE | PRICE/Ea. |
|----------|-----------------|-----------|
| MH-11901 | 1 5/8" X 1 3/8" | .51 |
| MH-11902 | 1 7/8" X 1 3/8" | .72 |
| MH-11903 | 1 7/8" X 1 5/8" | .86 |
| MH-11904 | 2 3/8" X 1 5/8" | .95 |



PRESSED STEEL

| SOURCE # | SIZE | PRICE/Ea. |
|----------|-----------------|-----------|
| MH-12252 | 1 5/8" X 1 5/8" | 1.23 |
| MH-12253 | 1 7/8" X 1 5/8" | 1.26 |
| MH-12254 | 2 3/8" X 1 5/8" | 1.52 |
| MH-12255 | 2 7/8" X 1 5/8" | 2.62 |

SEMI-STEEL

| SOURCE # | SIZE | PRICE/Ea. |
|----------|-----------------|-----------|
| MH-12203 | 1 7/8" X 1 5/8" | 1.88 |
| MH-12204 | 2 3/8" X 1 5/8" | 2.50 |
| MH-12205 | 2 7/8" X 1 5/8" | 2.79 |

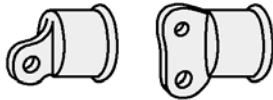


**RAIL-END****DIE-CAST ALUMINUM**

| SOURCE # | SIZE | PRICE/Ea. |
|----------|--------|-----------|
| MH-12301 | 1 3/8" | .36 |
| MH-12302 | 1 5/8" | .60 |

PRESSED STEEL

| SOURCE # | SIZE | PRICE/Ea. |
|----------|------------------------|-----------|
| MH-12506 | 1 5/8" | 1.00 |
| MH-12508 | 1 7/8" | 1.20 |
| MH-12507 | 1 5/8" 2 HOLE RAIL-END | 1.34 |
| MH-12509 | 1 7/8" 2 HOLE RAIL-END | 1.86 |

**SEMI-STEEL**

| SOURCE # | SIZE | PRICE/Ea. |
|----------|------------------------|-----------|
| MH-12502 | 1 5/8" | 1.58 |
| MH-12503 | 1 7/8" | 1.61 |
| MH-12504 | 1 5/8" 2 HOLE RAIL-END | 4.23 |

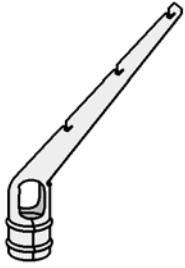
**TENSION BAR****3/16" X 5/8"**

| SOURCE # | SIZE | PRICE/Ea. |
|----------|------|-----------|
| MH-13601 | 34" | .87 |
| MH-13602 | 40" | 1.02 |
| MH-13603 | 46" | 1.12 |
| MH-13604 | 58" | 1.39 |
| MH-13605 | 70" | 1.67 |

3/16" X 3/4"

| SOURCE # | SIZE | PRICE/Ea. |
|----------|------|-----------|
| MH-13701 | 34" | 1.03 |
| MH-13702 | 40" | 1.19 |
| MH-13703 | 46" | 1.36 |
| MH-13704 | 58" | 1.73 |
| MH-13705 | 70" | 1.90 |
| MH-13706 | 82" | 2.38 |
| MH-13707 | 94" | 2.66 |
| MH-13709 | 118" | 3.41 |
| MH-13710 | 142" | 4.08 |





BARB WIRE ARM



45 Deg. PRESSED STEEL

| SOURCE # | SIZE | PRICE/Ea. |
|----------|-----------------|-----------|
| MH-13131 | 1 5/8" X 1 3/8" | 3.60 |
| MH-13107 | 1 5/8" X 1 5/8" | 1.73 |
| MH-13108 | 1 7/8" X 1 5/8" | 1.74 |
| MH-13109 | 2 3/8" X 1 5/8" | 1.74 |

CORNER BARB WIRE ARM

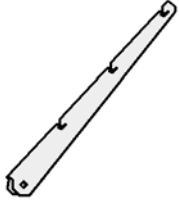
PRESSED STEEL

| SOURCE # | SIZE | PRICE/Ea. |
|----------|--------|-----------|
| MH-13380 | 2 3/8" | 9.79 |
| MH-13381 | 2 7/8" | 10.33 |
| MH-13383 | 4" | 14.38 |



MALLEABLE IRON

| SOURCE # | SIZE | PRICE/Ea. |
|----------|--------|-----------|
| MH-13301 | 2 3/8" | 14.86 |
| MH-13302 | 2 7/8" | 17.89 |
| MH-13310 | 4" | 18.63 |



BARB WIRE EXTENSION ARM

| SOURCE # | SIZE | PRICE/Ea. |
|----------|------------------|-----------|
| MH-13103 | S-SLOT | 1.63 |
| MH-13104 | S-SLOT (Notched) | 2.04 |

HOLDING BRACKET

BARB WIRE EXTENSION ARM

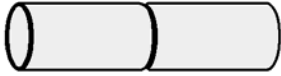
| SOURCE # | SIZE | PRICE/Ea. |
|----------|-----------|-----------|
| MH-13125 | UNIVERSAL | .82 |



BARB WIRE ARM BASE

PRESSED STEEL

| SOURCE # | SIZE | PRICE/Ea. |
|----------|-----------------|-----------|
| MH-12881 | 1 5/8" X 1 5/8" | 3.01 |
| MH-12882 | 1 7/8" X 1 5/8" | 3.04 |
| MH-12883 | 2 3/8" X 1 5/8" | 3.25 |
| MH-12884 | 2 7/8" X 1 5/8" | 4.46 |



SLEEVE

| SOURCE # | SIZE | PRICE/Ea. |
|----------|-----------------------|-----------|
| MH-12601 | 1 3/8" | .68 |
| MH-12602 | 1 5/8" | .95 |
| MH-12603 | 1 5/8" (7" Long) | 1.13 |
| MH-12701 | 1 5/8" EXPANSION TYPE | 2.40 |

TRUSS ROD

3/8"

| SOURCE # | SIZE | PRICE/Ea. |
|----------|-------|-----------|
| MH-17901 | 10'6" | 2.98 |
| MH-17902 | 11' | 3.04 |
| MH-17903 | 12' | 3.38 |
| MH-17950 | 20' | 5.52 |



TIGHTENER

TRUSS ROD

| SOURCE # | SIZE | PRICE/Ea. |
|----------|------|-----------|
| MH-18101 | | .80 |